

«Tit» «Name» «Fam_Nam»
«Organization»
«Address1»
«Address_2»
«PO_Box» «City». «Country»

Sevilla, November, 2011

Proficiency Test 2011-1

Laboratory Code: «**Lab_code**»

Dear participants,

Enclosed you will find the report of the Proficiency Test 2011-1 on Drugs of Abuse in Hair, organized by the Society of Hair Testing.

Each of the participating laboratories received an identifying code. Your particular code is «**Lab_code**».

Sets of three samples were sent to thirty eight participating laboratories. Thirty two of them sent the report forms back.

Sample contents were as follows:

- * Sample A was a drug-free hair sample.
- * Sample B was a drug-addict hair sample positive for opiates (6-MAM, morphine and codeine), cocaine (cocaine and BE), which also contained methadone, dihydrocodeine, tramadol, diazepam, nordiazepam and traces of cannabis and amphetamine compounds.
- * Sample C was a drug-addict hair sample positive for opiates (6-MAM, morphine and codeine), cocaine (cocaine and BE), cocaine (cocaine and BE), amphetamines (amphetamine, methamphetamine, MDMA and traces of MDA) and cannabis (THC, CBD, CBN and THC-COOH), which also contained methadone and tramadol.

Z-score

This year a more comprehensive statistical study has been performed to evaluate quantitative results. Z-score has been calculated based on robust estimators (median instead of mean and interquartile instead of standard deviation).

Z-score has been calculated as follows:

$$Z\text{-score} = (x - \chi) / IQR$$

Where:

x: Concentration reported by the participant

χ : Median concentration obtained from the participating laboratories

IQR: Interquartile range: It is calculated as: Q3-Q1 (the upper quartile minus the lower quartile)

Q3: Third quartile (percentile 75)

Q1: First quartile (percentile 25)

Decision criteria

The following criteria have been adopted:

Satisfactory results: $Z\text{-score} \leq \pm 2$

Questionable results: $2 < Z\text{-score} \leq 3$

Unsatisfactory results: $Z\text{-score} \geq 3$

Certificate

A certificate has been mailed to all the participants.

Yours faithfully,

Carmen Jurado

QUALITATIVE RESULTS

Laboratory Code:

Sample A				Sample B				Sample C			
Substances	A	T	F	Substances	A	T	F	Substances	A	T	F
Drugs		N		MAM		P		MAM		P	
				Morphine		P		Morphine		P	
				Codeine		P		Codeine		P	
				Cocaine		P		Cocaine		P	
				BE		P		BE		P	
								Amphetamine		P	
								Metamphetamine		P	
								MDMA		P	
								MDA		P	
								THC		P	

A: Your answer
T: True answer
F: False answer

P: Positive
N: Negative

NR: Not reported
NA: Not analyzed

FN: False Negative
FP: False Positive

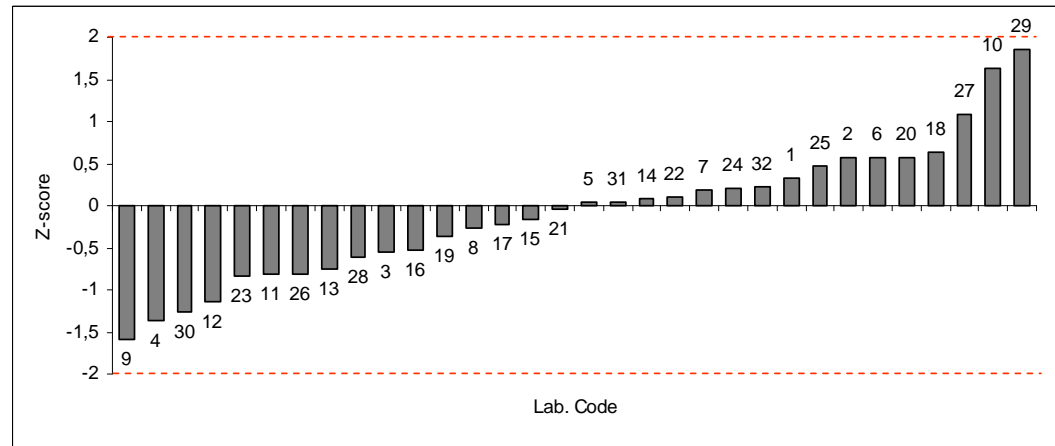
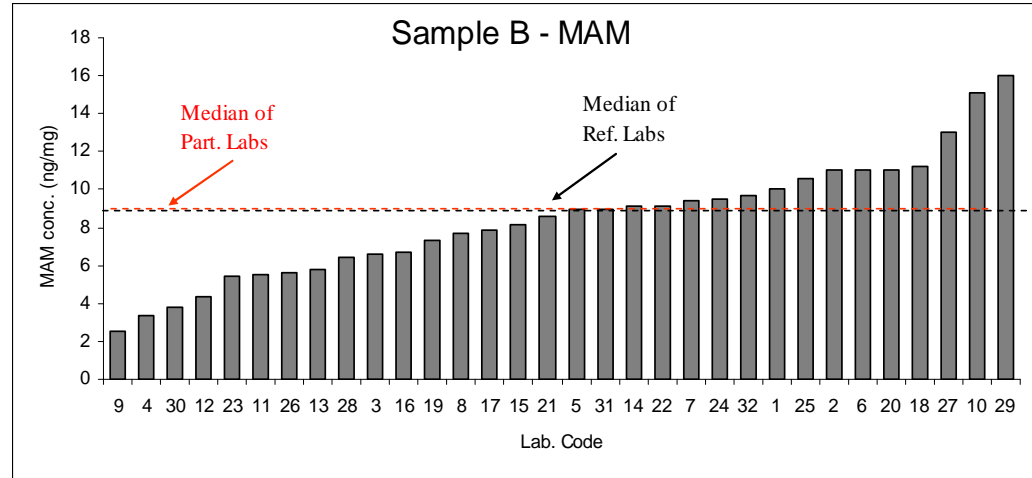
Comments:

- Sample B contains methadone, dihydrocodeine, tramadol, diazepam, nordiazepam and traces of cannabis and amphetamine compounds (amphetamine, methamphetamine, MDMA). The median concentration of THC reported by the participating laboratories is 0.02. All of the median concentrations reported for amphetamine compounds are below 0.2 ng/mg, which is the cut-off proposed by SoHT for these compounds.
- Sample C contains THC-COOH, methadone and tramadol. The concentrations of codeine and MDA in Sample C are very low. The median concentrations reported by the participating laboratories are 0.08 and 0.16 ng/mg for codeine and MDA, respectively. Both of them are lower than the cut-off's proposed by SoHT (0.2 ng/mg for both compounds)

Proficiency Test 2011-1 on Drugs of Abuse in hair

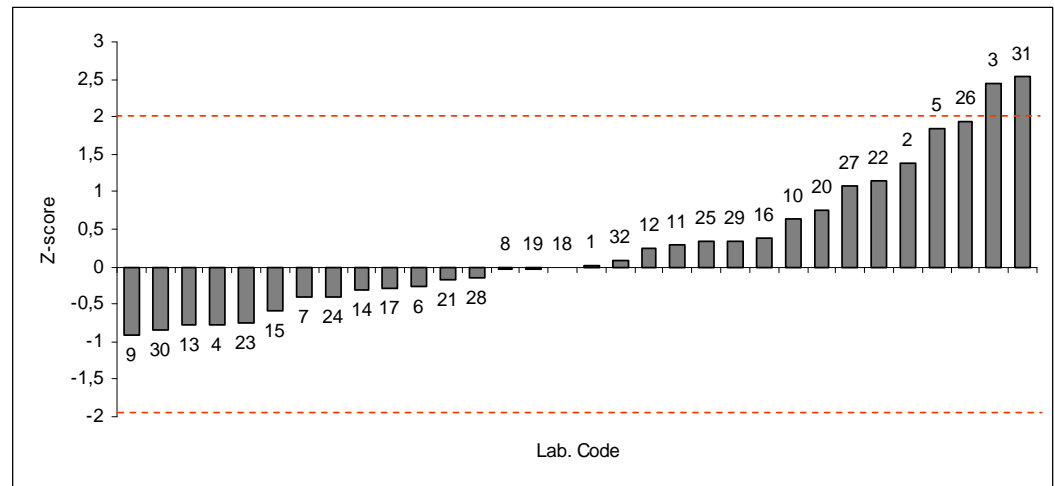
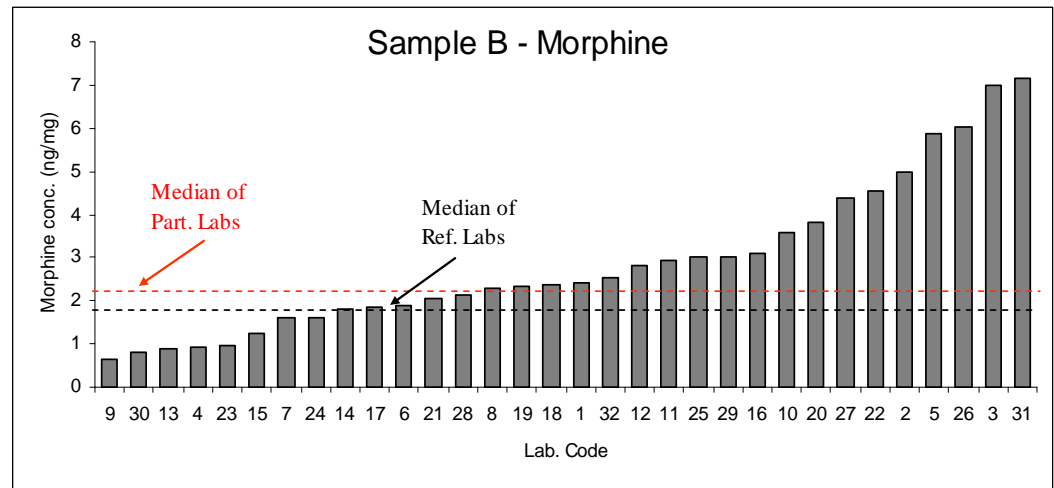
Lab. No.	MAM	Z-score	Result
9	2,5	-1,60	Satisfactory
4	3,37	-1,37	Satisfactory
30	3,8	-1,26	Satisfactory
12	4,31	-1,13	Satisfactory
23	5,45	-0,84	Satisfactory
11	5,52	-0,83	Satisfactory
26	5,57	-0,81	Satisfactory
13	5,8	-0,75	Satisfactory
28	6,38	-0,61	Satisfactory
3	6,6	-0,55	Satisfactory
16	6,66	-0,53	Satisfactory
19	7,3	-0,37	Satisfactory
8	7,7	-0,27	Satisfactory
17	7,91	-0,21	Satisfactory
15	8,1	-0,17	Satisfactory
21	8,6	-0,04	Satisfactory
5	8,91	0,04	Satisfactory
31	8,95	0,05	Satisfactory
14	9,1	0,09	Satisfactory
22	9,15	0,10	Satisfactory
7	9,44	0,17	Satisfactory
24	9,52	0,19	Satisfactory
32	9,65	0,23	Satisfactory
1	10	0,32	Satisfactory
25	10,6	0,47	Satisfactory
2	11	0,57	Satisfactory
6	11	0,57	Satisfactory
20	11	0,57	Satisfactory
18	11,25	0,64	Satisfactory
27	13	1,08	Satisfactory
10	15,14	1,63	Satisfactory
29	16	1,85	Satisfactory

Average 8,41
 SD 3,10
 CV% 36,85
 Median 8,75
 Minimum 2,5
 Quartile 25 6,23
 Quartile 75 10,15
 Maximum 16



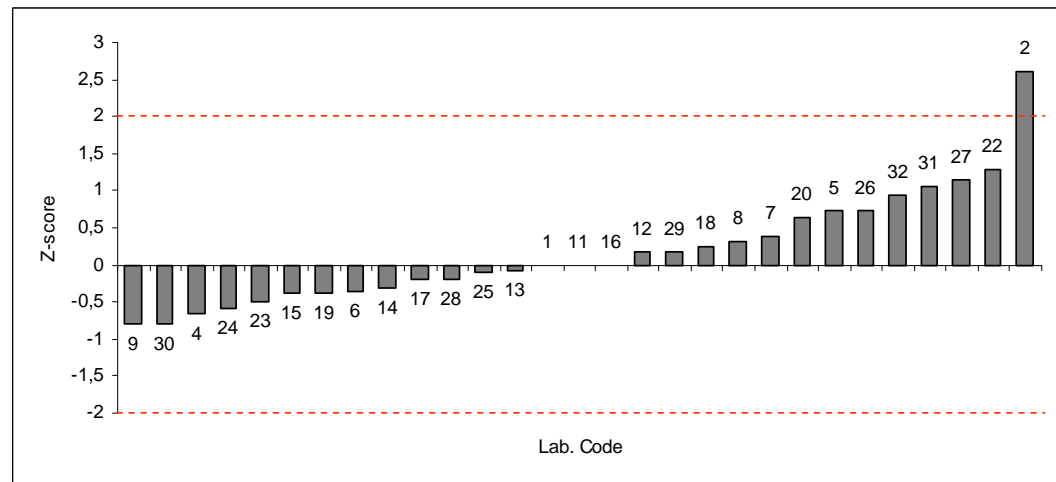
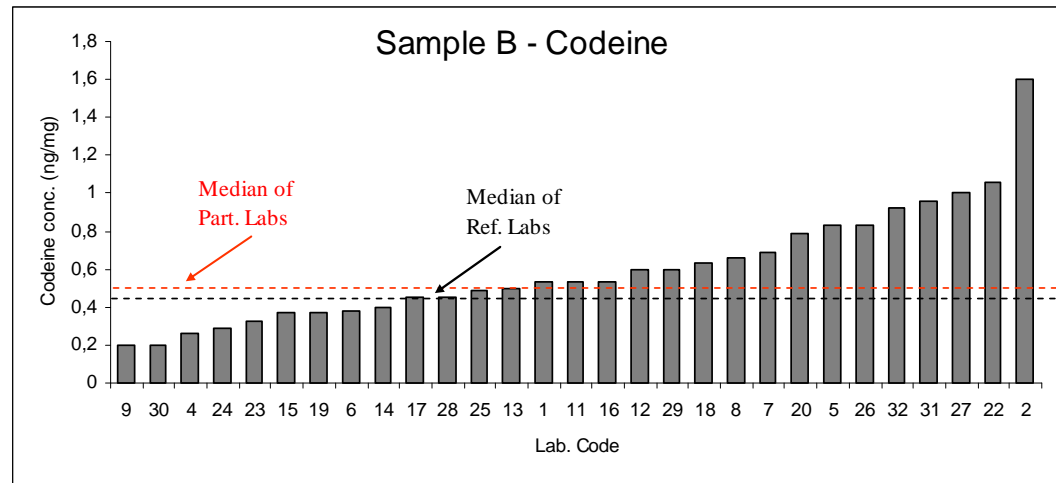
Lab. No.	Morphine	Z-score	Result
9	0,64	-0,92	Satisfactory
30	0,8	-0,83	Satisfactory
13	0,9	-0,78	Satisfactory
4	0,93	-0,77	Satisfactory
23	0,96	-0,75	Satisfactory
15	1,26	-0,59	Satisfactory
7	1,61	-0,41	Satisfactory
24	1,61	-0,41	Satisfactory
14	1,8	-0,31	Satisfactory
17	1,84	-0,28	Satisfactory
6	1,9	-0,25	Satisfactory
21	2,06	-0,17	Satisfactory
28	2,12	-0,14	Satisfactory
8	2,3	-0,04	Satisfactory
19	2,34	-0,02	Satisfactory
18	2,36	-0,01	Satisfactory
1	2,4	0,01	Satisfactory
32	2,54	0,08	Satisfactory
12	2,83	0,24	Satisfactory
11	2,92	0,28	Satisfactory
25	3	0,33	Satisfactory
29	3	0,33	Satisfactory
16	3,09	0,37	Satisfactory
10	3,59	0,64	Satisfactory
20	3,8	0,75	Satisfactory
27	4,4	1,07	Satisfactory
22	4,56	1,15	Satisfactory
2	5	1,39	Satisfactory
5	5,87	1,85	Satisfactory
26	6,02	1,92	Satisfactory
3	7	2,44	Questionable
31	7,16	2,53	Questionable

Average 2,89
 SD 1,74
 CV% 60,29
 Median 2,38
 Minimum 0,64
 Quartile 25 1,75
 Quartile 75 3,64
 Maximum 7,16



Lab. No.	Codeine	Z-score	Result
9	0,2	-0,80	Satisfactory
30	0,2	-0,80	Satisfactory
4	0,26	-0,66	Satisfactory
24	0,29	-0,58	Satisfactory
23	0,33	-0,49	Satisfactory
15	0,37	-0,39	Satisfactory
19	0,37	-0,39	Satisfactory
6	0,38	-0,36	Satisfactory
14	0,4	-0,32	Satisfactory
17	0,45	-0,19	Satisfactory
28	0,45	-0,19	Satisfactory
25	0,49	-0,09	Satisfactory
13	0,5	-0,07	Satisfactory
1	0,53	0	Satisfactory
11	0,53	0	Satisfactory
16	0,53	0	Satisfactory
12	0,6	0,17	Satisfactory
29	0,6	0,17	Satisfactory
18	0,63	0,24	Satisfactory
8	0,66	0,32	Satisfactory
7	0,69	0,39	Satisfactory
20	0,79	0,63	Satisfactory
5	0,83	0,73	Satisfactory
26	0,83	0,73	Satisfactory
32	0,92	0,95	Satisfactory
31	0,96	1,05	Satisfactory
27	1	1,15	Satisfactory
22	1,06	1,29	Satisfactory
2	1,6	2,61	Questionable
3	NA		
10	NA		
21	NA		


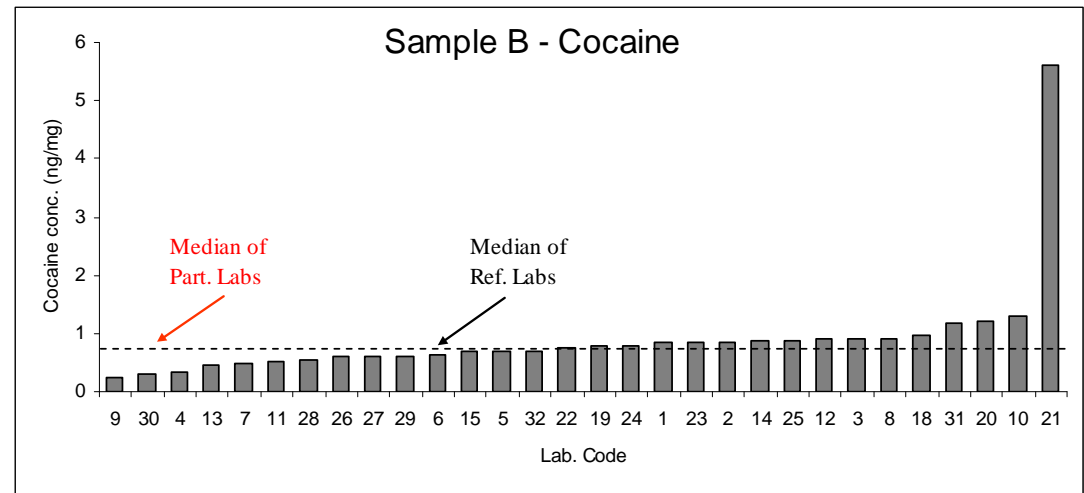
Average 0,60
 SD 0,30
 CV% 50,12
 Median 0,53
 Minimum 0,2
 Quartile 25 0,38
 Quartile 75 0,79
 Maximum 1,6



Proficiency Test 2011-1 on Drugs of Abuse in hair

Lab. No.	Cocaine	Z-score	Result
9	0,24	-1,82	Satisfactory
30	0,3	-1,61	Satisfactory
4	0,34	-1,47	Satisfactory
13	0,46	-1,05	Satisfactory
7	0,48	-0,98	Satisfactory
11	0,52	-0,84	Satisfactory
28	0,53	-0,81	Satisfactory
26	0,6	-0,56	Satisfactory
27	0,6	-0,56	Satisfactory
29	0,6	-0,56	Satisfactory
6	0,63	-0,46	Satisfactory
15	0,69	-0,24	Satisfactory
5	0,7	-0,21	Satisfactory
32	0,7	-0,21	Satisfactory
22	0,75	-0,03	Satisfactory
19	0,77	0,03	Satisfactory
24	0,77	0,03	Satisfactory
1	0,83	0,24	Satisfactory
23	0,83	0,24	Satisfactory
2	0,85	0,31	Satisfactory
14	0,86	0,35	Satisfactory
25	0,87	0,38	Satisfactory
12	0,89	0,46	Satisfactory
3	0,9	0,49	Satisfactory
8	0,91	0,52	Satisfactory
18	0,96	0,70	Satisfactory
31	1,17	1,44	Satisfactory
20	1,2	1,54	Satisfactory
10	1,3	1,89	Satisfactory
21	5,61	17,02	Unsatisfactory
16	N	--	
17	NA		

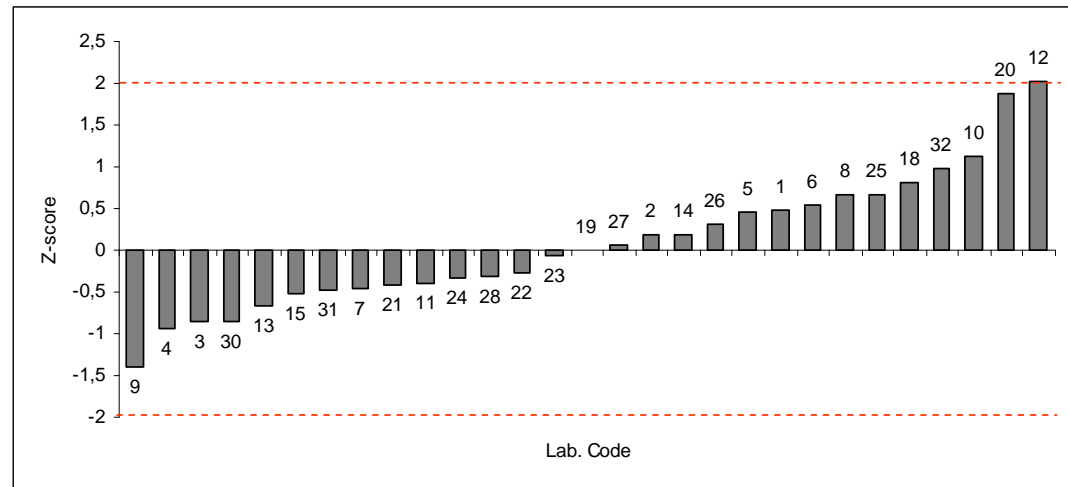
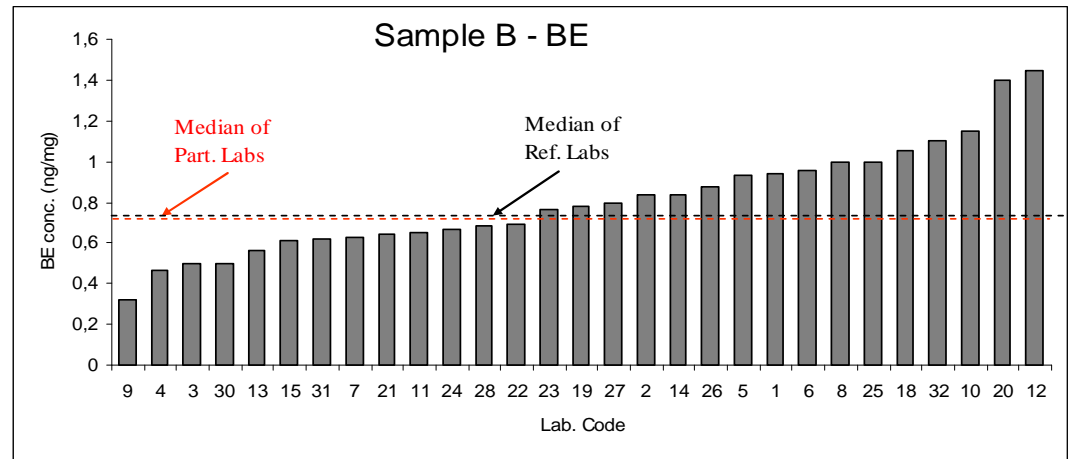
Average 0,89
 SD 0,90
 CV% 101,56
 Median 0,76
 Minimum 0,24
 Quartile 25 0,6
 Quartile 75 0,88
 Maximum 5,61



Proficiency Test 2011-1 on Drugs of Abuse in hair

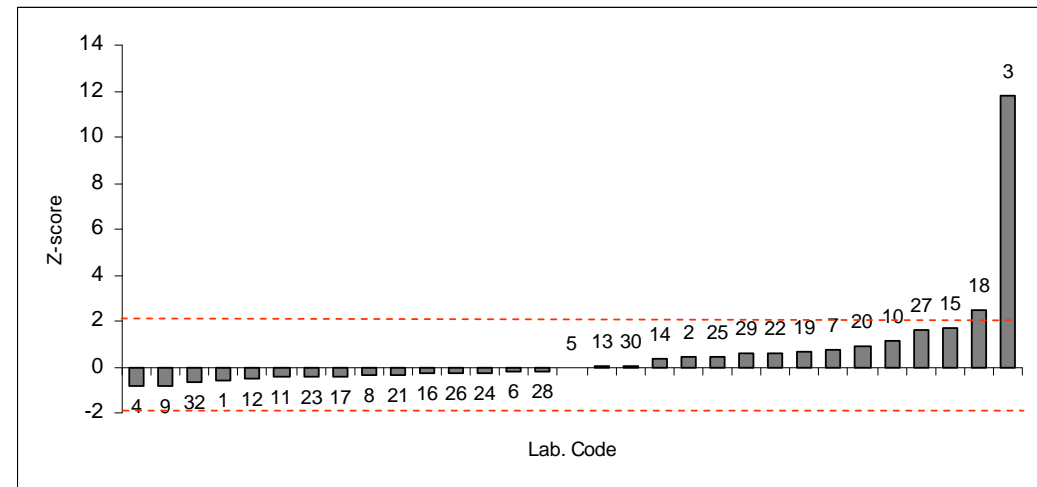
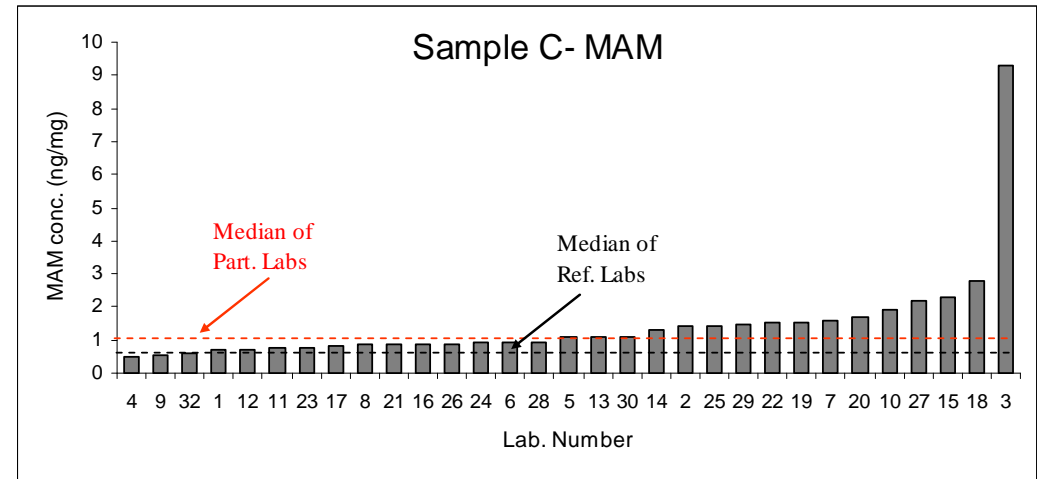
Lab. No.	BE	Z-score	Result
9	0,32	-1,394	Satisfactory
4	0,47	-0,94	Satisfactory
3	0,5	-0,85	Satisfactory
30	0,5	-0,85	Satisfactory
13	0,56	-0,67	Satisfactory
15	0,61	-0,51	Satisfactory
31	0,62	-0,48	Satisfactory
7	0,63	-0,45	Satisfactory
21	0,64	-0,42	Satisfactory
11	0,65	-0,39	Satisfactory
24	0,67	-0,33	Satisfactory
28	0,68	-0,30	Satisfactory
22	0,69	-0,27	Satisfactory
23	0,76	-0,06	Satisfactory
19	0,78	0	Satisfactory
27	0,8	0,06	Satisfactory
2	0,84	0,18	Satisfactory
14	0,84	0,18	Satisfactory
26	0,88	0,30	Satisfactory
5	0,93	0,45	Satisfactory
1	0,94	0,48	Satisfactory
6	0,96	0,54	Satisfactory
8	1	0,66	Satisfactory
25	1	0,66	Satisfactory
18	1,05	0,82	Satisfactory
32	1,1	0,97	Satisfactory
10	1,15	1,12	Satisfactory
20	1,4	1,88	Satisfactory
12	1,45	2,03	Questionable
16	N		
17	NA		
29	NA		

Average 0,81
 SD 0,26
 CV% 32,31
 Median 0,78
 Minimum 0,32
 Quartile 25 0,63
 Quartile 75 0,96
 Maximum 1,45



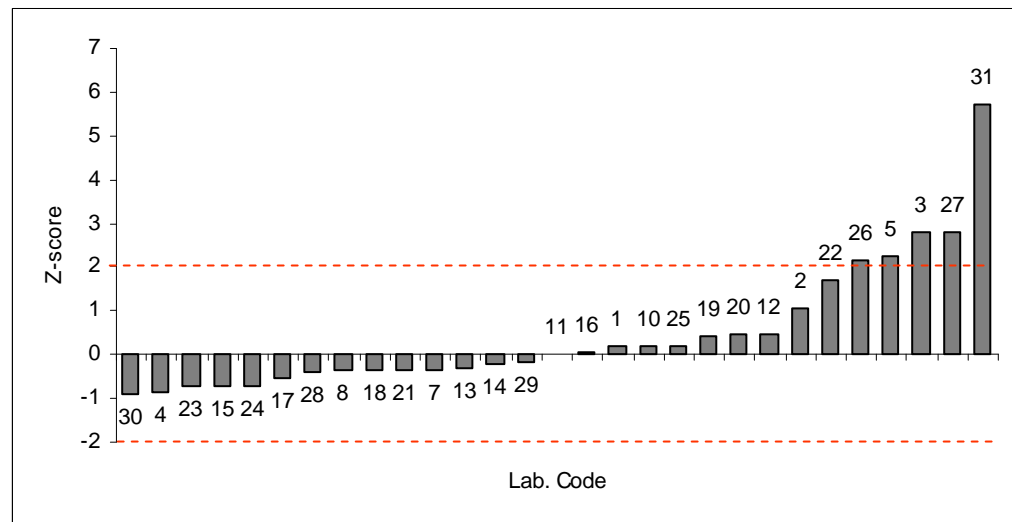
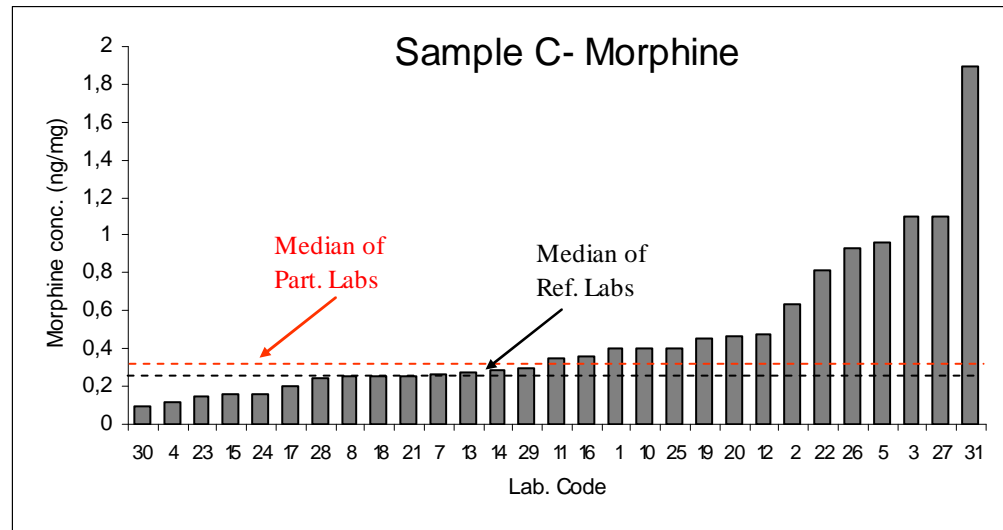
Lab. No.	MAM	Z-score	Result
4	0,51	-0,83	Satisfactory
9	0,52	-0,82	Satisfactory
32	0,6	-0,70	Satisfactory
1	0,7	-0,56	Satisfactory
12	0,71	-0,55	Satisfactory
11	0,78	-0,45	Satisfactory
23	0,79	-0,43	Satisfactory
17	0,81	-0,40	Satisfactory
8	0,85	-0,34	Satisfactory
21	0,86	-0,33	Satisfactory
16	0,88	-0,30	Satisfactory
26	0,9	-0,27	Satisfactory
24	0,91	-0,26	Satisfactory
6	0,93	-0,23	Satisfactory
28	0,94	-0,21	Satisfactory
5	1,09	0	Satisfactory
13	1,1	0,01	Satisfactory
30	1,1	0,01	Satisfactory
14	1,33	0,34	Satisfactory
2	1,4	0,45	Satisfactory
25	1,4	0,45	Satisfactory
29	1,5	0,59	Satisfactory
22	1,51	0,60	Satisfactory
19	1,53	0,63	Satisfactory
7	1,59	0,72	Satisfactory
20	1,7	0,88	Satisfactory
10	1,89	1,15	Satisfactory
27	2,2	1,59	Satisfactory
15	2,27	1,69	Satisfactory
18	2,79	2,45	Questionable
3	9,3	11,81	Unsatisfactory
31	NR	--	

Average 1,46
 SD 1,52
 CV% 104,34
 Median 1,09
 Minimum 0,51
 Quartile 25 0,83
 Quartile 75 1,525
 Maximum 9,3



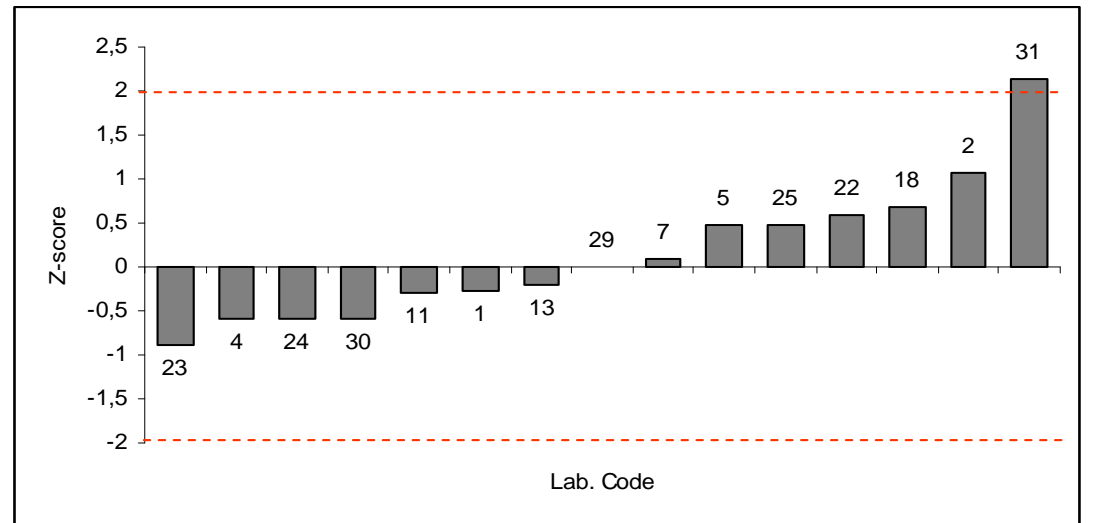
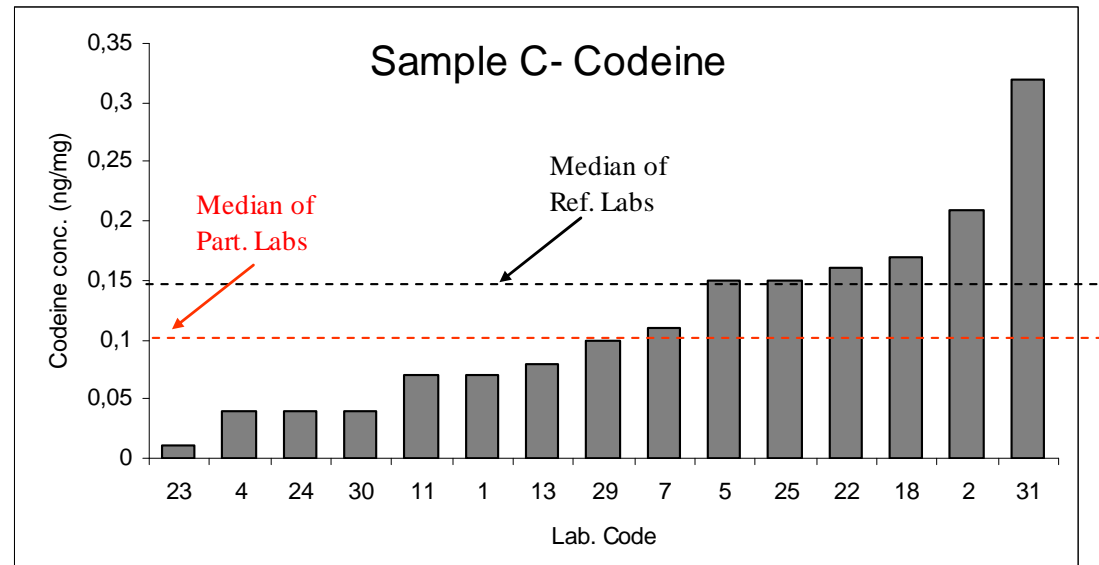
Lab. No.	Morphine	Z-score	Result
30	0,1	-0,93	Satisfactory
4	0,12	-0,85	Satisfactory
23	0,15	-0,74	Satisfactory
15	0,16	-0,70	Satisfactory
24	0,16	-0,70	Satisfactory
17	0,2	-0,55	Satisfactory
28	0,24	-0,41	Satisfactory
8	0,25	-0,37	Satisfactory
18	0,25	-0,37	Satisfactory
21	0,25	-0,37	Satisfactory
7	0,26	-0,33	Satisfactory
13	0,27	-0,29	Satisfactory
14	0,29	-0,22	Satisfactory
29	0,3	-0,18	Satisfactory
11	0,35	0	Satisfactory
16	0,36	0,04	Satisfactory
1	0,4	0,18	Satisfactory
10	0,4	0,18	Satisfactory
25	0,4	0,18	Satisfactory
19	0,46	0,41	Satisfactory
20	0,47	0,44	Satisfactory
12	0,48	0,48	Satisfactory
2	0,64	1,07	Satisfactory
22	0,81	1,70	Satisfactory
26	0,93	2,15	Questionable
5	0,96	2,26	Questionable
3	1,1	2,78	Questionable
27	1,1	2,78	Questionable
31	1,89	5,70	Unsatisfactory
6	N	--	
9	N	--	
32	Traze	--	

Average 0,47
 SD 0,39
 CV% 82,31
 Median 0,35
 Minimum 0,1
 Quartile 25 0,25
 Quartile 75 0,52
 Maximum 1,89



Lab. No.	COD	Z-score	Result
23	0,01	-1,80	Satisfactory
4	0,04	-1,20	Satisfactory
24	0,04	-1,20	Satisfactory
30	0,04	-1,20	Satisfactory
11	0,07	-0,60	Satisfactory
1	0,071	-0,58	Satisfactory
13	0,08	-0,40	Satisfactory
29	0,1	0	Satisfactory
7	0,11	0,20	Satisfactory
5	0,15	1,00	Satisfactory
25	0,15	1,00	Satisfactory
22	0,16	1,20	Satisfactory
18	0,17	1,40	Satisfactory
2	0,21	2,20	Questionable
31	0,32	4,40	Unsatisfactory
19	< 0,05	--	
12	< 0,2	--	
6	N	--	
8	N	--	
9	N	--	
14	N	--	
15	N	--	
16	N	--	
17	N	--	
26	N	--	
27	N	--	
28	N	--	
32	N	--	
3	NA	--	
10	NA	--	
21	NA	--	
20	P	--	


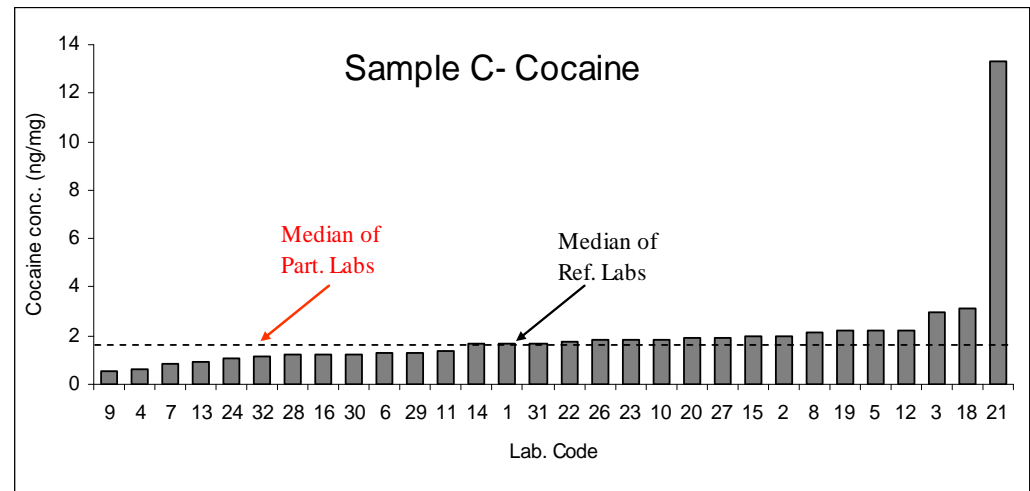
Average 0,11
 SD 0,07
 CV% 68,2
 Median 0,1
 Minimum 0,01
 Quartile 25 0,05
 Quartile 75 0,15
 Maximum 0,32



Proficiency Test 2011-1 on Drugs of Abuse in hair

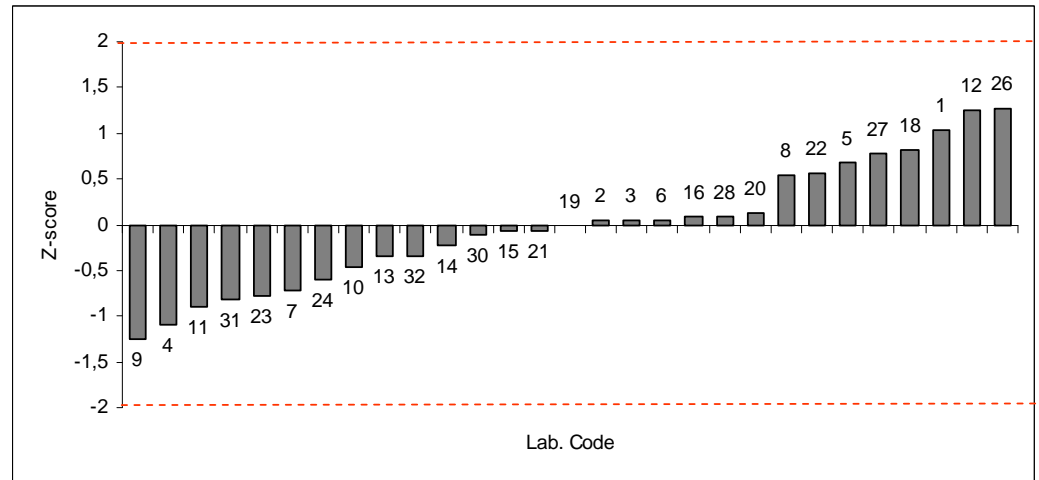
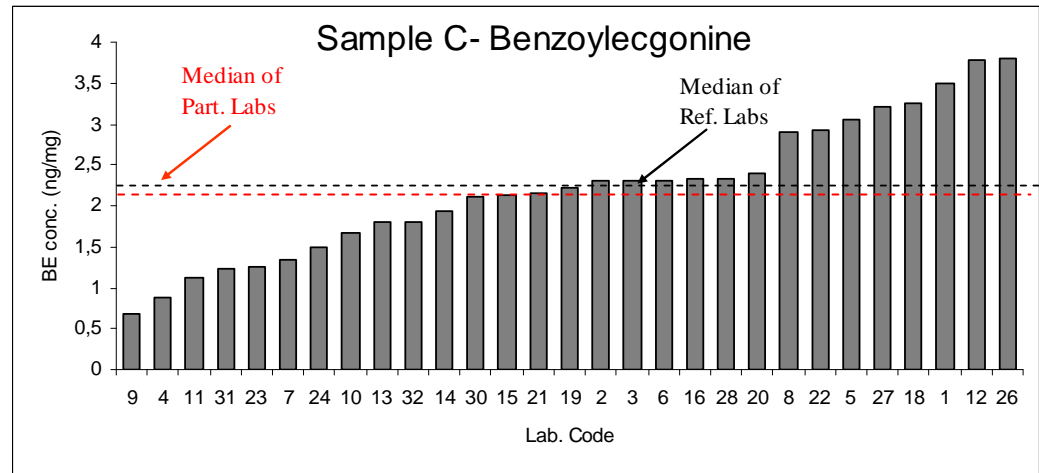
Lab. No.	Cocaine	Z-score	Result
9	0,52	-1,52	Satisfactory
4	0,6	-1,42	Satisfactory
7	0,86	-1,09	Satisfactory
13	0,9	-1,04	Satisfactory
24	1,07	-0,83	Satisfactory
32	1,15	-0,73	Satisfactory
28	1,19	-0,68	Satisfactory
16	1,2	-0,67	Satisfactory
30	1,2	-0,67	Satisfactory
6	1,3	-0,54	Satisfactory
29	1,3	-0,54	Satisfactory
11	1,35	-0,48	Satisfactory
14	1,69	-0,05	Satisfactory
1	1,7	-0,04	Satisfactory
31	1,7	-0,04	Satisfactory
22	1,77	0,04	Satisfactory
26	1,8	0,08	Satisfactory
23	1,82	0,11	Satisfactory
10	1,85	0,14	Satisfactory
20	1,9	0,21	Satisfactory
27	1,9	0,21	Satisfactory
15	1,97	0,29	Satisfactory
2	2	0,33	Satisfactory
8	2,1	0,45	Satisfactory
19	2,18	0,55	Satisfactory
5	2,19	0,57	Satisfactory
12	2,19	0,57	Satisfactory
3	3	1,58	Satisfactory
18	3,13	1,74	Satisfactory
21	13,3	14,45	Questionable
17	NA		
25	NR		

Average 2,02
 SD 2,17
 CV% 107,33
 Median 1,735
 Minimum 0,52
 Quartile 25 1,2
 Quartile 75 2
 Maximum 13,3



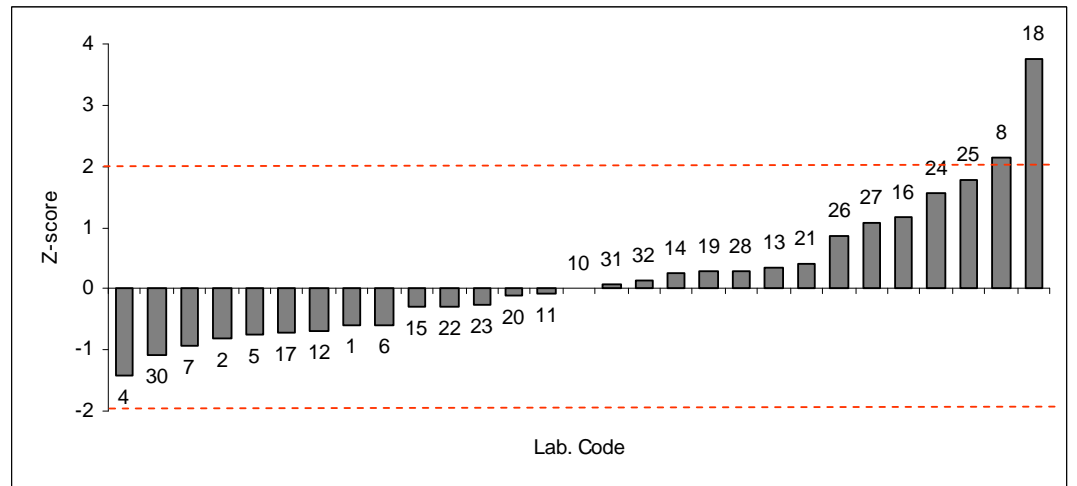
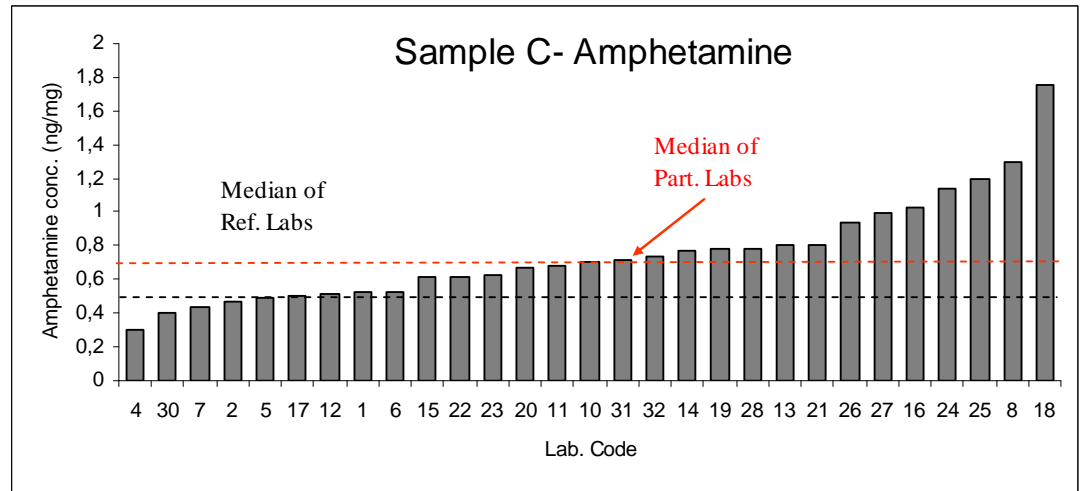
Lab. No.	BE	Z-score	Result
9	0,69	-1,24	Satisfactory
4	0,89	-1,08	Satisfactory
11	1,12	-0,90	Satisfactory
31	1,23	-0,81	Satisfactory
23	1,26	-0,78	Satisfactory
7	1,35	-0,71	Satisfactory
24	1,49	-0,60	Satisfactory
10	1,67	-0,45	Satisfactory
13	1,8	-0,35	Satisfactory
32	1,8	-0,35	Satisfactory
14	1,94	-0,23	Satisfactory
30	2,1	-0,10	Satisfactory
15	2,14	-0,07	Satisfactory
21	2,15	-0,06	Satisfactory
19	2,23	0	Satisfactory
2	2,3	0,05	Satisfactory
3	2,3	0,05	Satisfactory
6	2,3	0,05	Satisfactory
16	2,34	0,09	Satisfactory
28	2,34	0,09	Satisfactory
20	2,4	0,14	Satisfactory
8	2,9	0,54	Satisfactory
22	2,92	0,56	Satisfactory
5	3,06	0,67	Satisfactory
27	3,2	0,78	Satisfactory
18	3,25	0,82	Satisfactory
1	3,5	1,03	Satisfactory
12	3,77	1,25	Satisfactory
26	3,8	1,27	Satisfactory
17	NA		
29	NA		
25	NR		

Average 2,21
 SD 0,82
 CV% 37,08
 Median 2,23
 Minimum 0,69
 Quartile 25 1,67
 Quartile 75 2,90
 Maximum 3,8



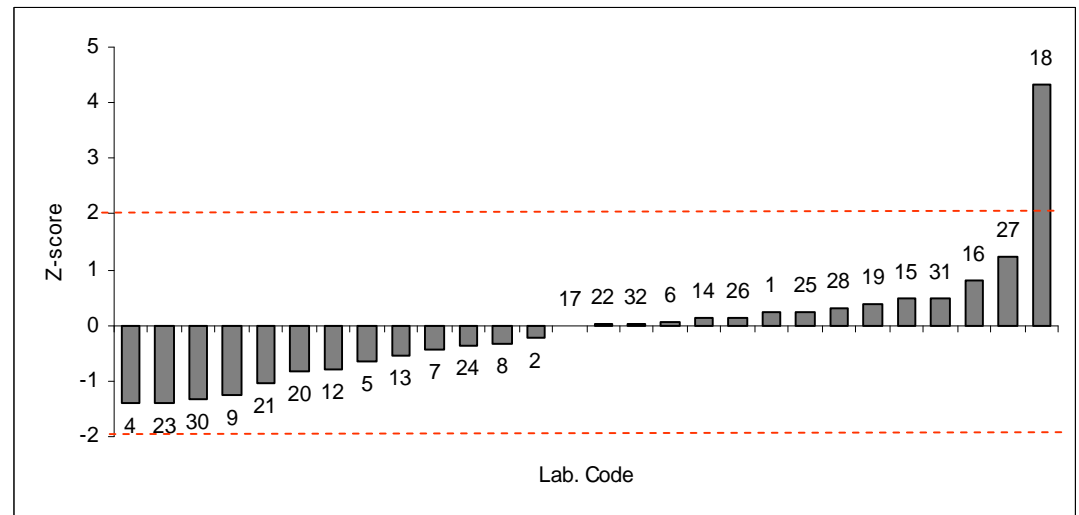
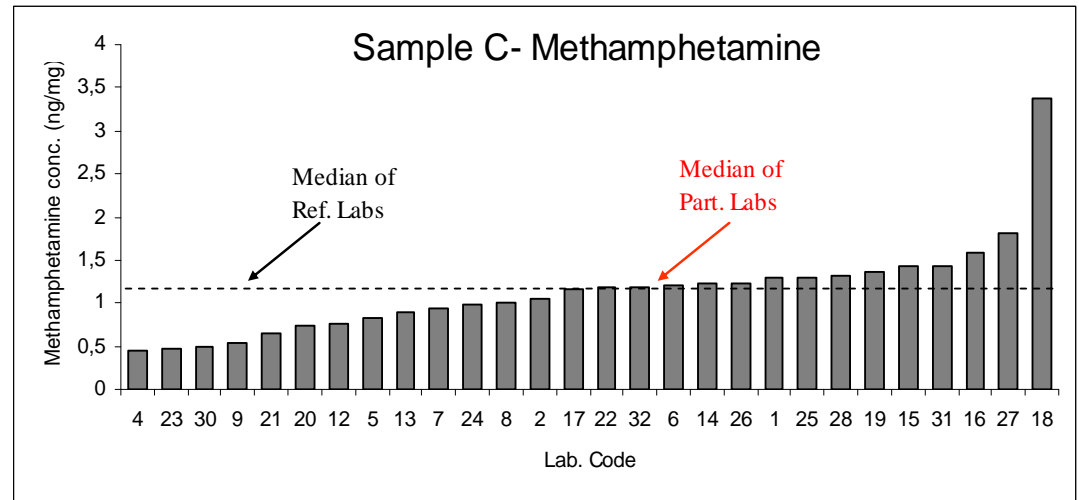
Lab. No.	Amphetamine	Z-score	Result
9	< 0,25	--	
4	0,3	-1,43	Satisfactory
30	0,4	-1,07	Satisfactory
7	0,44	-0,93	Satisfactory
2	0,47	-0,82	Satisfactory
5	0,49	-0,75	Satisfactory
17	0,5	-0,71	Satisfactory
12	0,51	-0,68	Satisfactory
1	0,53	-0,61	Satisfactory
6	0,53	-0,61	Satisfactory
15	0,62	-0,28	Satisfactory
22	0,62	-0,28	Satisfactory
23	0,63	-0,25	Satisfactory
20	0,67	-0,11	Satisfactory
11	0,68	-0,07	Satisfactory
10	0,7	0	Satisfactory
31	0,72	0,07	Satisfactory
32	0,74	0,14	Satisfactory
14	0,77	0,25	Satisfactory
19	0,78	0,28	Satisfactory
28	0,78	0,28	Satisfactory
13	0,8	0,36	Satisfactory
21	0,81	0,39	Satisfactory
26	0,94	0,86	Satisfactory
27	1	1,07	Satisfactory
16	1,03	1,18	Satisfactory
24	1,14	1,57	Satisfactory
25	1,2	1,78	Satisfactory
8	1,3	2,14	Questionable
18	1,75	3,75	Unsatisfactory
3	NA		
29	NA		

Average 0,75
 SD 0,30
 CV% 40,41
 Median 0,7
 Minimum 0,3
 Quartile 25 0,53
 Quartile 75 0,81
 Maximum 1,75



Lab. No.	MethAP	Z-score	Result
4	0,45	-1,41	Satisfactory
23	0,46	-1,39	Satisfactory
30	0,5	-1,31	Satisfactory
9	0,53	-1,251	Satisfactory
21	0,64	-1,04	Satisfactory
20	0,74	-0,84	Satisfactory
12	0,77	-0,78	Satisfactory
5	0,83	-0,66	Satisfactory
13	0,9	-0,53	Satisfactory
7	0,94	-0,45	Satisfactory
24	0,99	-0,35	Satisfactory
8	1	-0,33	Satisfactory
2	1,05	-0,23	Satisfactory
17	1,16	-0,02	Satisfactory
22	1,18	0,02	Satisfactory
32	1,19	0,04	Satisfactory
6	1,2	0,06	Satisfactory
14	1,23	0,12	Satisfactory
26	1,24	0,14	Satisfactory
1	1,3	0,25	Satisfactory
25	1,3	0,25	Satisfactory
28	1,32	0,29	Satisfactory
19	1,36	0,37	Satisfactory
15	1,42	0,49	Satisfactory
31	1,42	0,49	Satisfactory
16	1,59	0,82	Satisfactory
27	1,8	1,23	Satisfactory
18	3,37	4,31	Unsatisfactory
11	N		
3	NA		
10	NA		
29	NA		

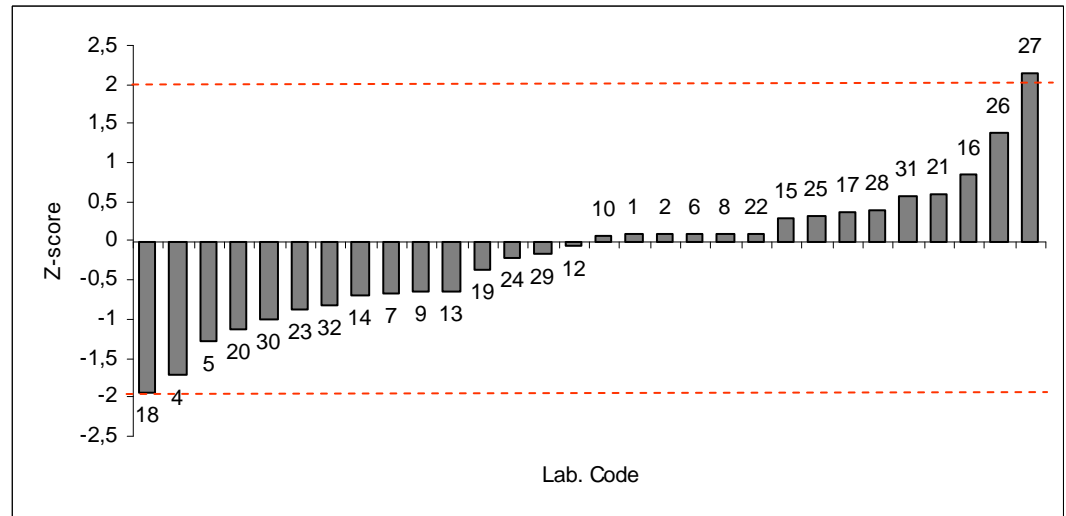
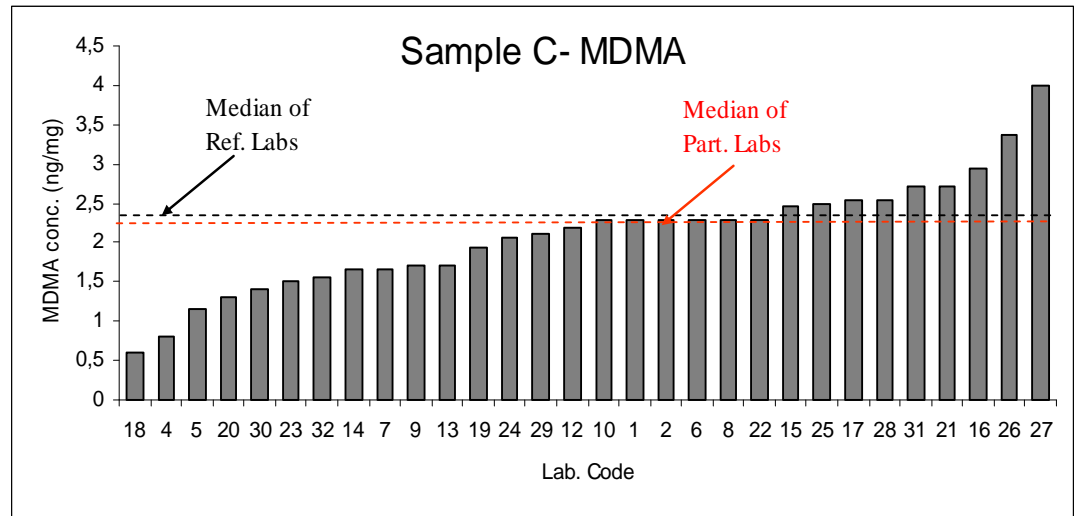
Average 1,16
 SD 0,54
 CV% 46,60
 Median 1,17
 Minimum 0,46
 Quartile 25 0,86
 Quartile 75 1,31
 Maximum 3,37



Proficiency Test 2011-1 on Drugs of Abuse in hair

Lab. No.	MDMA	Z-score	Result
18	0,61	-1,95	Satisfactory
4	0,8	-1,72	Satisfactory
5	1,16	-1,29	Satisfactory
20	1,3	-1,120	Satisfactory
30	1,4	-1	Satisfactory
23	1,51	-0,87	Satisfactory
32	1,55	-0,82	Satisfactory
14	1,66	-0,68	Satisfactory
7	1,67	-0,67	Satisfactory
9	1,7	-0,634	Satisfactory
13	1,7	-0,64	Satisfactory
19	1,93	-0,36	Satisfactory
24	2,06	-0,20	Satisfactory
29	2,1	-0,16	Satisfactory
12	2,18	-0,06	Satisfactory
10	2,28	0,06	Satisfactory
1	2,3	0,08	Satisfactory
2	2,3	0,08	Satisfactory
6	2,3	0,08	Satisfactory
8	2,3	0,08	Satisfactory
22	2,3	0,08	Satisfactory
15	2,47	0,29	Satisfactory
25	2,5	0,32	Satisfactory
17	2,53	0,36	Satisfactory
28	2,55	0,38	Satisfactory
31	2,71	0,58	Satisfactory
21	2,72	0,59	Satisfactory
16	2,93	0,84	Satisfactory
26	3,38	1,38	Satisfactory
27	4	2,13	Questionable
11	N		
3	NA		

Average 2,14
 SD 0,66
 CV% 30,72
 Median 2,23
 Minimum 0,8
 Quartile 25 1,67
 Quartile 75 2,5
 Maximum 4



Proficiency Test 2011-1 on Drugs of Abuse in hair

Lab. No.	THC	Z-score	Result
31	0,08	-0,77	Satisfactory
26	0,09	-0,64	Satisfactory
4	0,1	-0,51	Satisfactory
11	0,1	-0,51	Satisfactory
18	0,1	-0,51	Satisfactory
22	0,11	-0,39	Satisfactory
23	0,11	-0,39	Satisfactory
24	0,11	-0,39	Satisfactory
10	0,13	-0,13	Satisfactory
13	0,13	-0,13	Satisfactory
25	0,13	-0,13	Satisfactory
7	0,14	0	Satisfactory
8	0,14	0	Satisfactory
9	0,14	0	Satisfactory
12	0,15	0,13	Satisfactory
15	0,17	0,39	Satisfactory
21	0,18	0,52	Satisfactory
1	0,19	0,64	Satisfactory
5	0,19	0,64	Satisfactory
14	0,24	1,29	Satisfactory
19	0,26	1,55	Satisfactory
29	0,4	3,35	Unsatisfactory
30	0,4	3,35	Unsatisfactory
2	NA		
6	NA		
17	NA		
20	NA		
27	NA		
28	NA		
3	NR		
16	NR		
32	POS		

Average 0,16
 SD 0,08
 CV% 50,48
 Median 0,14
 Minimum 0,09
 Quartile 25 0,11
 Quartile 75 0,18
 Maximum 0,4

